

SHINE BRIGHTER.



JCB Work Lights & Beacons

www.jcb.com



Time and Safety is critical, so when visibility drops, you need reliable Work Lights and Beacons to keep you operating.

JCB is lighting your way with a range of Work Lights and Beacons, available for a variety of Machine Models. Whether you are looking for Work Lights or Beacons, we have a solution to suit everyday tasks, specialist applications or anything in-between.

CONTENTS














Beacons

Non LED 3-5
 LED 6-8

Work Lights

Universal 9-11
 Wheeled Loaders 12-13
 Compaction Equipment 13
 Excavators 14-15
 Articulated Dump Trucks 15
 Backhoe Loaders 16
 Site Dumpers 16
 Fastrac 17
 Telehandlers 18
 Forklifts & RTFLs 19
 Hydradig 19

PRODUCT KEY

	Non LED	Voltage	
		Mounting Type	
		IP	
		Right or Left	
		Range	
	LED	Voltage	
		Mounting Type	
		IP	
		Lumens	
		Right or Left	
		Range	

Our range of Work Lights and Beacons have been designed for optimum machine performance.

- **Weather proof**
- **Enhanced vision for higher productivity**
- **Suitable in extreme conditions**
- **Quick and easy fitment for reduced downtime**
- **Wide range for all customer needs**





12v
MOUNTING
MAGNETIC

Amber Beacon
DIMENSIONS - H:155mm / ø:155mm
P/N. 700/50114



24v
MOUNTING
MAGNETIC

Amber Beacon
DIMENSIONS - H:182mm / ø:155mm
P/N. 700/50042



12v
MOUNTING
BOLTED

Amber Beacon
DIMENSIONS - H:206mm / ø:149mm
P/N. 700/42000




24v
MOUNTING
THREE POINT

Amber Beacon
P/N. 335/B1630



12v
MOUNTING
PLUG IN

Amber Beacon
DIMENSIONS - H:178mm / ø:123mm
P/N. 700/D4202



12v
MOUNTING
BOLTED

Rotating Amber Beacon
DIMENSIONS - H:182mm / ø:149mm
P/N. 333/V5189



24v
MOUNTING
MAGNETIC

Amber Beacon
DIMENSIONS - H:165mm / ø:153mm
P/N. 700/26700



12v
MOUNTING
FOLD DOWN

Folding Beacon
DIMENSIONS - H:191mm / ø:154mm (Beacon)
P/N. 700/50175

BEACONS NON LED



24v
MOUNTING FOLD DOWN

Folding Beacon
DIMENSIONS - H:191mm / ø:154mm
P/N. 269/30442



24v
MOUNTING BOLTED

Amber Beacon
DIMENSIONS - H:191mm / ø:154mm
P/N. 700/50070



24v
MOUNTING MAGNETIC

Amber Beacon
P/N. 334/J1528



12v
MOUNTING POLE MOUNT

Halogen Amber Beacon
P/N. 400/T4173



24v
MOUNTING MAGNETIC

Rotating Amber Beacon
DIMENSIONS - H:182mm / ø:155mm
P/N. 700/36500



12v
MOUNTING THREE POINT

Rotating Amber Beacon
DIMENSIONS - H:191mm / ø:154mm
P/N. 700/24700



12/24v
MOUNTING DIN POLE

Amber Beacon
DIMENSIONS - H:235mm / ø:149mm
P/N. 400/D6254



12v
MOUNTING PLUG IN

Rotating Amber Beacon
DIMENSIONS - H:245mm / ø:149mm
P/N. 700/I2100



12v
MOUNTING
MAGNETIC

Amber Beacon
DIMENSIONS - H:121mm / ø:155mm
P/N. 700/50100



24v
MOUNTING
THREE
POINT

Amber Beacon
DIMENSIONS - H:150mm / ø:146mm
P/N. 700/I360I



12v
MOUNTING
MAGNETIC

Green Beacon
DIMENSIONS - H:155mm / ø:155mm
P/N. 334/C350I



24v
MOUNTING
THREE
POINT

Green Beacon
P/N. 335/B1593



12v
MOUNTING
DIN
POLE

Rotating Green Beacon
DIMENSIONS - H:178mm / ø:123mm
P/N. 700/D420I



24v
MOUNTING
TWO
SCREW

Green Spillard Beacon
P/N. 332/W2138

BEACONS LED



12/
24v

MOUNTING
MAGNETIC

Amber Beacon
DIMENSIONS - H:141mm / ø:148mm
P/N. 401/E0088



12/
24v

MOUNTING
BOLTED

Amber Beacon
DIMENSIONS - H:121mm / ø:147mm
P/N. 336/B4929



24v

MOUNTING
SCREW

Strobe Beacon
APPLICATIONS - Access Platforms
P/N. 443/E0390



12v

MOUNTING
DIN
POLE

Amber Beacon
DIMENSIONS - H:121mm / ø:148mm
P/N. 700/S5590



12/
24v

MOUNTING
DIN
POLE

Amber Beacon
DIMENSIONS - H:168mm / ø:112mm
P/N. 700/R0290



12/
24v

MOUNTING
THREE
POINT

3 Point Amber Beacon
P/N. 400/N5523



24v

MOUNTING
THREE
POINT

Amber Beacon
P/N. 333/T0717



24v

MOUNTING
MAGNETIC

Amber Beacon
P/N. 333/S4197



12/
24v
MOUNTING
POLE
MOUNT

Amber Beacon
DIMENSIONS - H:168mm / ø:112mm
P/N. 336/B4940



12v
MOUNTING
THREE
BOLT

Amber Beacon
DIMENSIONS - H:121mm / ø:148mm
P/N. 401/H6736



12/
80v
MOUNTING
TWO
BOLT

Amber Beacon
DIMENSIONS - H:124mm / ø:98mm
P/N. 401/B82II



12v
MOUNTING
MAGNETIC

Amber Beacon
DIMENSIONS - H:126.1mm / ø:108.2mm
P/N. 334/D1879



12/
24v
MOUNTING
THREE
BOLT

Amber Beacon
DIMENSIONS - H:100mm / ø:119mm
P/N. 336/B4938



12/
24v
MOUNTING
POLE
MOUNT

Amber Beacon
DIMENSIONS - H:168.7mm / ø:112.1mm
P/N. 700/42002



12/
24v
MOUNTING
MAGNETIC

Green Beacon
DIMENSIONS - H:141mm / ø:148mm
P/N. 401/E0090



12/
24v
MOUNTING
DIN
POLE

Green Beacon
DIMENSIONS - H:168mm / ø:112mm
P/N. 700/R0296

BEACONS LED



Green Beacon
P/N. 336/E9590



Green Beacon Mounting Kit
P/N. 400/J458I



Green Beacon
P/N. 400/N7025



Red Beacon
DIMENSIONS - H:141mm / ø:148mm
P/N. 40I/P7848



Clear Beacon
DIMENSIONS - L:90.8mm / D:34mm / H:28.3mm
P/N. 333/A7777

LED



9-32v
LUMENS 3,000
IP 69K
RANGE LONG

Long Range Work Light
UNIVERSAL
P/N. 700/Y2507

LED



9-32v
LUMENS 2,000
IP 69K
RANGE LONG

Long Range Work Light
UNIVERSAL
P/N. 700/Y2518

LED



9-32v
LUMENS 3,000
IP 69K
RANGE CLOSE

Close Range Work Light
UNIVERSAL
P/N. 700/Y2515

LED



12/24v
LUMENS 3,000
IP 69K
RANGE CLOSE

Close Range Work Light
UNIVERSAL
P/N. 400/S8067

LED



24v
LUMENS 3,000
IP 69K
RANGE LONG

Long Range Work Light
UNIVERSAL
P/N. 401/K2095

NON LED



12v
RIGHT
LEFT
RANGE CLOSE

Close Range Oval Work Light
UNIVERSAL
P/N. 700/50146 - Right / 700/50145 - Left

LED



12-24v
LUMENS 1,200
IP 69K
RANGE CLOSE

Close Range LED Work Light
UNIVERSAL
P/N. 700/J7391

LED



24v
LUMENS 3,000
IP 69K
RANGE LONG

Long Range Work Light
UNIVERSAL
P/N. 401/K2144

LED



12v

LUMENS 2,000

IP 69K

RANGE LONG

Long Range Work Light
UNIVERSAL
P/N. 401/J4638

LED



12v

LUMENS 2,800

IP 6K9K

Flood Light
UNIVERSAL
P/N. 333/E7334

NON LED



12v

IP 6K9K

Work Light Pedestal Mounted
UNIVERSAL
P/N. 700/50029

LED



12-24v

IP 69K

Work Light Square
UNIVERSAL
P/N. 401/J9524

LED



12v

LUMENS 2,000

IP 69K

RANGE LONG

Long Range Work Light
UNIVERSAL
P/N. 401/K2221

NON LED



12v

Work Light Oval - Centre Mounting Bracket
UNIVERSAL
P/N. 700/G6320

LED



12v

LUMENS 2,000

IP 69K

RANGE LONG

Long Range Work Light
UNIVERSAL
P/N. 401/K2120

NON LED



12v

IP 6K9K

Work Light Pendant - Boom Mounted - AMP Connector
UNIVERSAL
P/N. 700/38800

NON LED



12v

IP 6K9K

Work Light - Deutsch Connector
UNIVERSAL
P/N. 700/50091

NON LED



24v

IP 6K9K

Work Light - Deutsch Connector
UNIVERSAL
P/N. 700/50063

NON LED



12v

IP 6K9K

RANGE CLOSE

Work Light - Deutsch Connector
UNIVERSAL
P/N. 334/D2680

NON LED



12v

IP 6K9K

RANGE CLOSE

Work Light - Deutsch Connector
UNIVERSAL
P/N. 334/D2744

NON LED



12v

IP 6K9K

RIGHT

LEFT

Work Light
UNIVERSAL
P/N. 700/50077 - Right / 700/50078 - Left

NON LED



12v

Rear Fog Lamp Rectangle
UNIVERSAL
P/N. 700/40700

NON LED



24v

IP 5K9K

RANGE LONG

Work Light Oval - Long Range
UNIVERSAL
P/N. 347/20596

LED



12v

LUMENS 500

IP 6K9K

Blue Flood Light
UNIVERSAL
P/N. 333/H2021

LED



12-24v
IP 69K
RANGE CLOSE

Close Range LED Work Light
WHEELED LOADERS: UNIVERSAL
P/N. 700/J7392

NON LED



24v
IP 5K9K
RIGHT
LEFT

Work Light - Oval
WHEELED LOADERS: 411-467
P/N. 700/50148 - Right / 700/50147 - Left

NON LED



24v
IP 5K9K
RIGHT
LEFT

Oval Work Light - Side Mounting Clamp
WHEELED LOADERS: UNIVERSAL
P/N. 700/50150 - Right / 700/50149 - Left

NON LED



24v
RIGHT
LEFT

Rear Fog Lamp
WHEELED LOADERS: 403-409, TM18-420, WASTEMASTER
P/N. 700/50151 - Right / 700/50138 - Left

NON LED



24v
IP 5K9K

Work Light - Oval Centre Mounting Clamp
WHEELED LOADERS: UNIVERSAL
P/N. 700/50170

NON LED



12v
IP 5K4K

Front Mounted Work Lamp
WHEELED LOADERS: UNIVERSAL
P/N. 700/31800

NON LED



24v
RIGHT
LEFT

Rear Work Light
WHEELED LOADERS: 411-456
P/N. 700/31500 - Right / 700/31600 - Left

NON LED



12v

Rear Fog Light
WHEELED LOADERS: 410, 412, 415, 420, 425 & 430
P/N. 700/08300

NON LED 



Top Mounted Front Work Light
WHEELED LOADERS: 406, 408, 409, TM410, TM415 & TM424
P/N. 700/I5000

LED 






Small Spot Light
WHEELED LOADERS: 403
P/N. 400/U0953

NON LED 



Work Light
WHEELED LOADERS: 410, 412, 415, 420 & 430
P/N. 700/I0500

NON LED 



Top Mounted Work Light
WHEELED LOADERS: 405 & 406
P/N. 700/28100

NON LED 



Rear Mounted Work Light
WHEELED LOADERS: UNIVERSAL
P/N. 700/35200

NON LED 



Cab Work Light
WHEELED LOADERS: 410 & 415
P/N. 700/37800

NON LED 



Work Light - Reverse
COMPACTION EQUIPMENT: VIBROMAX
P/N. 8424/01122

NON LED 



Top Mounted Work Light
COMPACTION EQUIPMENT: VIBROMAX
P/N. 8424/01060

NON LED



24v
IP
6K9K

Work Light Rectangular
TRACKED & WHEELED EXCAVATORS: I3T+
P/N. 336/D6236

NON LED



12v

Work Light Pendant
TRACKED & WHEELED EXCAVATORS: JCB130 & JCB81
P/N. 332/Y9325

NON LED



24v
IP
6K9K

Work Light Front Mounted
TRACKED & WHEELED EXCAVATORS: UNIVERSAL
P/N. 700/50022

NON LED



24v
IP
5K9K

Work Light - Oval Centre Mounting Clamp
TRACKED & WHEELED EXCAVATORS: UNIVERSAL
P/N. 700/50170

NON LED



24v
IP
5K4K

Work Light Cab Mounted
TRACKED EXCAVATORS: UNIVERSAL
P/N. JHR0151

LED



12-24v
IP
69K

Arm Mounted Lamp
TRACKED & WHEELED EXCAVATORS: UNIVERSAL
P/N. 333/A7778

NON LED



12v

Work Light
TRACKED EXCAVATORS: 805B, 806C, 807C, 811, 812, 814, 816, 817, 818 & 820
P/N. 700/I0500

NON LED



24v
IP
5K9K
RIGHT
LEFT

Work Light - Oval
WHEELED EXCAVATORS: I3-20T
P/N. 700/50148 - Right / 700/50147 - Left

LED



32v
IP
69K

Small Spot Light
MINI EXCAVATORS: 19C SERIES
P/N. 400/U0953

NON LED



24v
RIGHT
LEFT

Rear Fog Lamp
WHEELED EXCAVATORS: 13-20T
P/N. 700/50160 - Right / 700/50159 - Left

NON LED



12v

Work Light
MINI EXCAVATORS: 801X-804X SERIES
P/N. 700/37900

NON LED



12v

Cab Work Light
MINI EXCAVATORS: 801X, 802X, 803X & 804X
P/N. 700/37800

NON LED



24v
IP
5K9K
RIGHT
LEFT

Work Light - Oval
ARTICULATED DUMP TRUCKS: 714 TIER 3, 718 TIER 3, 722 & 726
P/N. 700/50148 - Right / 700/50147 - Left

NON LED



24v
IP
5K9K
RIGHT
LEFT

Oval Work Light - Side Mounting Clamp
ARTICULATED DUMP TRUCKS: UNIVERSAL
P/N. 700/50150 - Right / 700/50149 - Left

**WORK LIGHTS
BACKHOE LOADERS**

NON LED



12v

Work Light Pendant
BACKHOE LOADERS: 3CX, 4CX, 5CX, 214, 215 & 217
P/N. 332/Y9325

NON LED



12v
IP
5KX

Front Work Light - AMP Terminals
BACKHOE LOADERS: UNIVERSAL
P/N. 700/42300

NON LED



12v
IP
5KX

Front Mounted Work Lights - Packard Terminal
BACKHOE LOADERS: UNIVERSAL
P/N. 700/40400

NON LED



12v

Front Light
BACKHOE LOADERS: 3CX, 4CX, 5CX, 214, 215 & 217
P/N. 700/20200

NON LED



12v

Rear Work Light
BACKHOE LOADERS: 3CX & 3DX
P/N. 700/11100

**WORK LIGHTS
SITE DUMPERS**

NON LED



12v

Front Mounted Lamp
SITE DUMPERS: 2T
P/N. 334/E7700

LED



32v
IP
69K

Small Spot Light
SITE DUMPERS: 1 TONNE HTD SERIES
P/N. 400/U0953

LED



12-24v
LUMENS 3,800
IP 6K9K

Long Range Work Light
FASTRAC: 4000 & 8000 SERIES
P/N. 400/BII90

NON LED



12v
IP 5K9K

Round Work Light - Front Mounted
FASTRAC: 4000 & 8000 SERIES
P/N. 333/W7832

NON LED



12v
RIGHT
LEFT

Oval Work Light - Side Mounted Clamps
FASTRAC: 3000, 4000 & 8000 SERIES
P/N. 700/50081 - Right / 700/50082 - Left

NON LED



12v
IP 5K9K
RIGHT
LEFT

Oval Work Light
FASTRAC: 4000 & 8000 SERIES
P/N. 700/50089 - Right / 700/50090 - Left

NON LED



12v
RIGHT
LEFT

Front Mounted Work Light
FASTRAC: 130, 145, 2000 & 3000 SERIES
P/N. 700/25100 - Right / 700/25000 - Left

NON LED



12v

Work Lamp
FASTRAC: 3000, 7000 & 8000 SERIES
P/N. 332/U9180

NON LED



- 12v
- IP 5K4K
- RIGHT
- LEFT

High Beam Auxillary Work Light
TELEHANDLERS: UNIVERSAL
P/N. 700/42800 - Right / 700/42700 - Left

NON LED



- 12v
- IP 5K4K

Cab Mounted Work Light
TELEHANDLERS: UNIVERSAL
P/N. 700/42600

NON LED



- 12v
- IP 5K4K

Rear Mounted Work Lights
TELEHANDLERS: UNIVERSAL
P/N. 700/42500

LED



- 12v
- LUMENS 500
- IP 6K9K

Blue Flood Light
TELEHANDLERS: 527-58 & 530 SERIES
P/N. 334/E0115

NON LED



- 12v

Rear Work Light
TELEHANDLERS: 520, 524, 525, 527, 530, 535, 537 & 540 SERIES
P/N. 700/11100

NON LED



- 12v

Cab Work Light
TELEHANDLERS: 505, 506, 508, 510, 525, 527, 530 & 540 SERIES
P/N. 700/37800

LED



12-80v

Blue Spot Light
INDUSTRIAL FORKLIFTS: 30 & 35 SERIES
P/N. 400/V9699

NON LED



12v

Hand Held Work Light
ROUGH TERRAIN FORKLIFTS: UNIVERSAL
P/N. 700/50025

NON LED



12v

Rear Work Light
ROUGH TERRAIN FORKLIFTS: 921, 926 & 930 SERIES
P/N. 700/III100

LED



9-32v

LUMENS
2,000

IP
69K

RANGE
CLOSE

Close Range Work Light
HYDRADIG: UNIVERSAL
P/N. 700/Y2499



World Parts Centre, Beamhurst, Uttoxeter, Staffordshire ST14 5PA www.jcb.com